



CENTRAL TEXAS
Student*Futures*
PROJECT

Skillpoint Alliance Educator Conference
September 2008



RAY MARSHALL CENTER
for the Study of Human Resources



skillpoint alliance
where community, education and business connect

Project Partners



o A partnership of

- Ray Marshall Center, LBJ School of Public Affairs, University of Texas at Austin
- Skillpoint Alliance
- Ten Central Texas independent school districts (ISDs)

o Project funders

- TG
- Greater Austin Chamber of Commerce

School District Partners



Listed by 1st year of participation:

2004-05

Austin ISD
Del Valle ISD
Pflugerville ISD
Round Rock ISD

2005-06

Leander ISD
Manor ISD

2006-07

Eanes ISD
San Marcos Consolidated ISD

2007-08


Bastrop ISD
Hays Consolidated ISD

CENTRAL TEXAS
Student Futures
PROJECT

Project Purpose

- **Conduct longitudinal research on:**
 - what regional high school graduates are doing after high school
 - why they are making these decisions
 - how educational, personal and financial factors contribute to graduates' success in postsecondary education and the workforce
- **Foster educational improvement through:**
 - identifying and sharing best practices
 - workshops and seminars

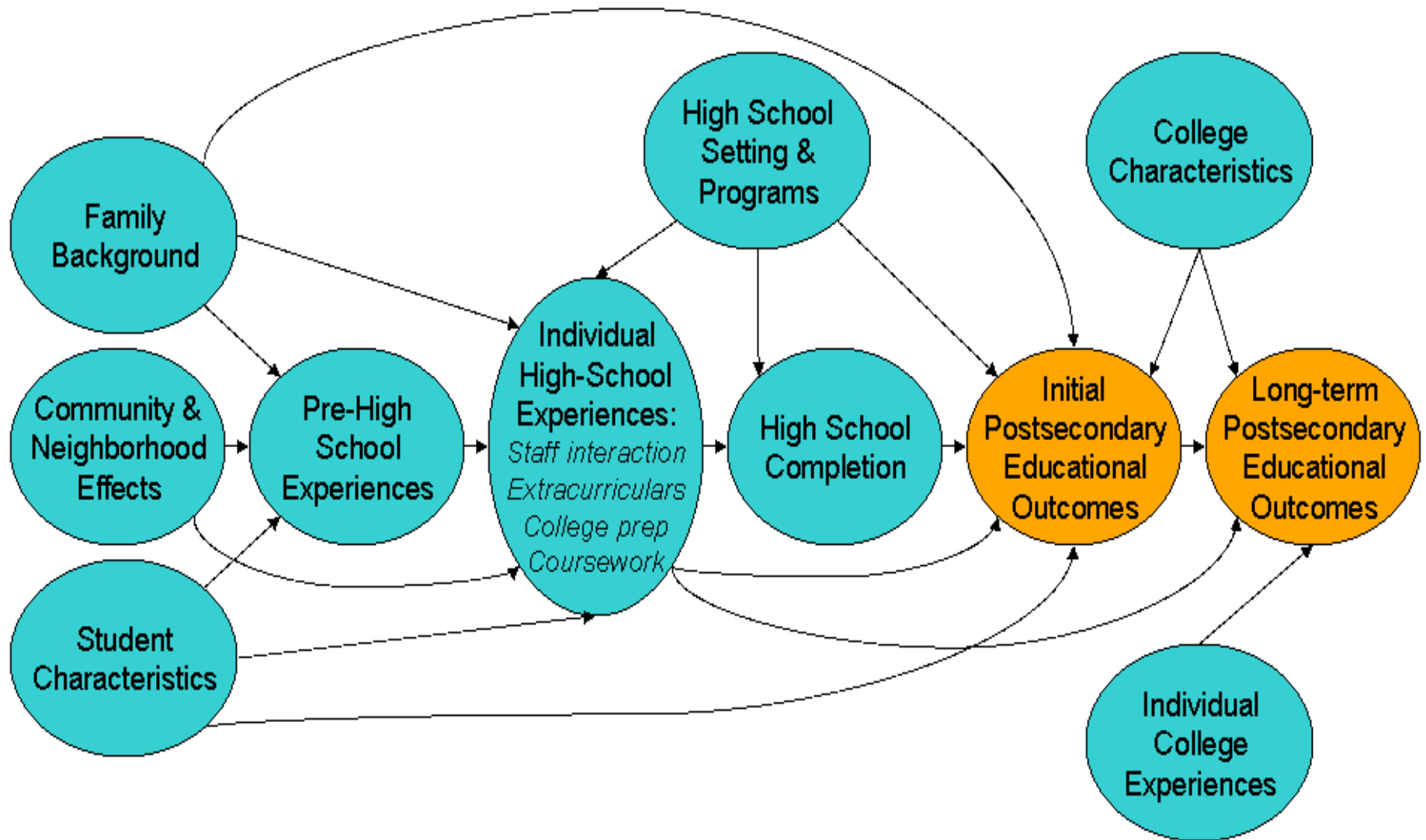
Research Questions



- What share of high school graduates **enrolled in 2-year and 4-year postsecondary institutions** in the fall after graduation? For 2006 graduates, what share was **still enrolled** a year later?
- What share of graduates was **employed** after graduation?
- What share of graduates was **both enrolled and employed** in the fall quarter after graduation?
- Which **factors** are **significantly associated with postsecondary and employment outcomes**?



Logic Model



Research Samples



- All 2007 graduates in Austin, Del Valle, Eanes, Leander, Manor, Pflugerville, Round Rock and San Marcos Consolidated ISDs
- All 2006 graduates in Austin, Manor, Pflugerville and Round Rock ISDs; consenting graduates only in Leander ISD

Data Sources



High school records

- Student demographics
- Courses taken
- Course grades

Senior Survey

- Family background/ influences
- High school experiences
- Preparation for life after high school

Postsecondary education records*

- National Student Clearinghouse
- UT-Austin and UNT directory information

Employment records*

- Texas Unemployment Insurance (UI) wage records

* through 12/07

Data Improvements



Class of 2006

- Modified agreement with AISD to allow for complete data-sharing
- Obtained additional data from school districts
 - Graduates vs. seniors
 - Additional explanatory variables
- Added UNT data and an additional year of enrollment and earnings data

Class of 2007

- Incorporated Class of 2006 improvements
- Added prior school records and survey data from all eight participating districts



Facts about 2007 Graduates

		Number	Percent
		8,706	100%
Class Rank and Graduation Plan	Not in top 10 Percent	7,748	89%
	Top 10 Percent	958	11%
Graduation Plan	Graduated under the Distinguished Achievement or Recommended Plan	7,244	83%
Special Programs	Classified as Special Education	852	10%
	Classified as Gifted and Talented	983	11%
Student Credit Information	Took up to one CATE course	4,138	48%
	Took a sequence of CATE courses	3,461	40%
	Took tech prep courses	1,107	12%
	Received 8th grade Foreign Language Credit	2,090	24%
	Received 8th Grade Math credit	2,576	30%
	Received Dual Credit for College Course while in HS	544	6%



What share of Class of 2007
high school graduates **enrolled**
in 2-year and 4-year
postsecondary institutions in
the fall after graduation?



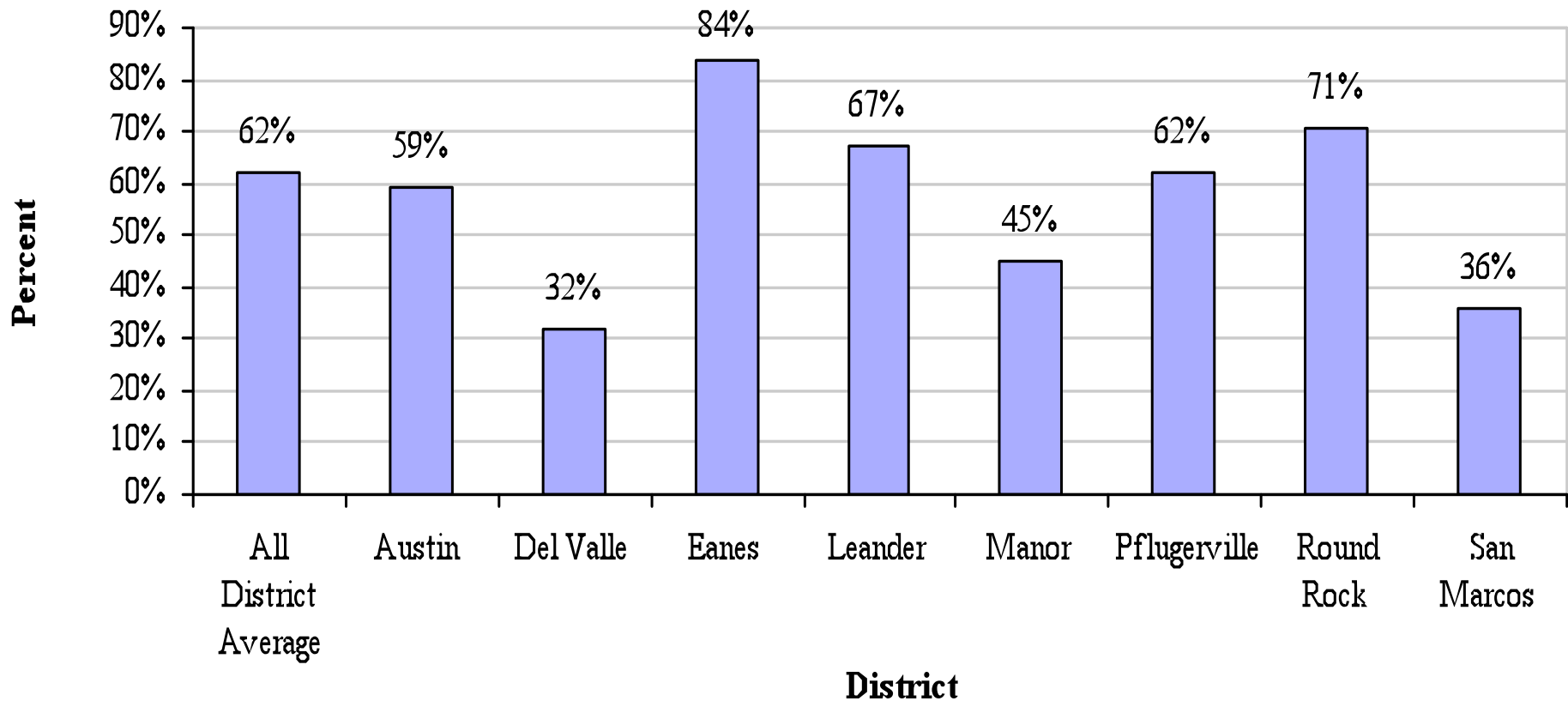
Initial Postsecondary Enrollment for 2007 Graduates

n = 9,394

	Number	Percent
Total Enrolled	5,858	62%
Type of Institution		
2-Year College	2,115	22%
4-Year College/University	3,743	40%
Location of Institution		
In-State	5,098	54%
Out-of State	760	8%

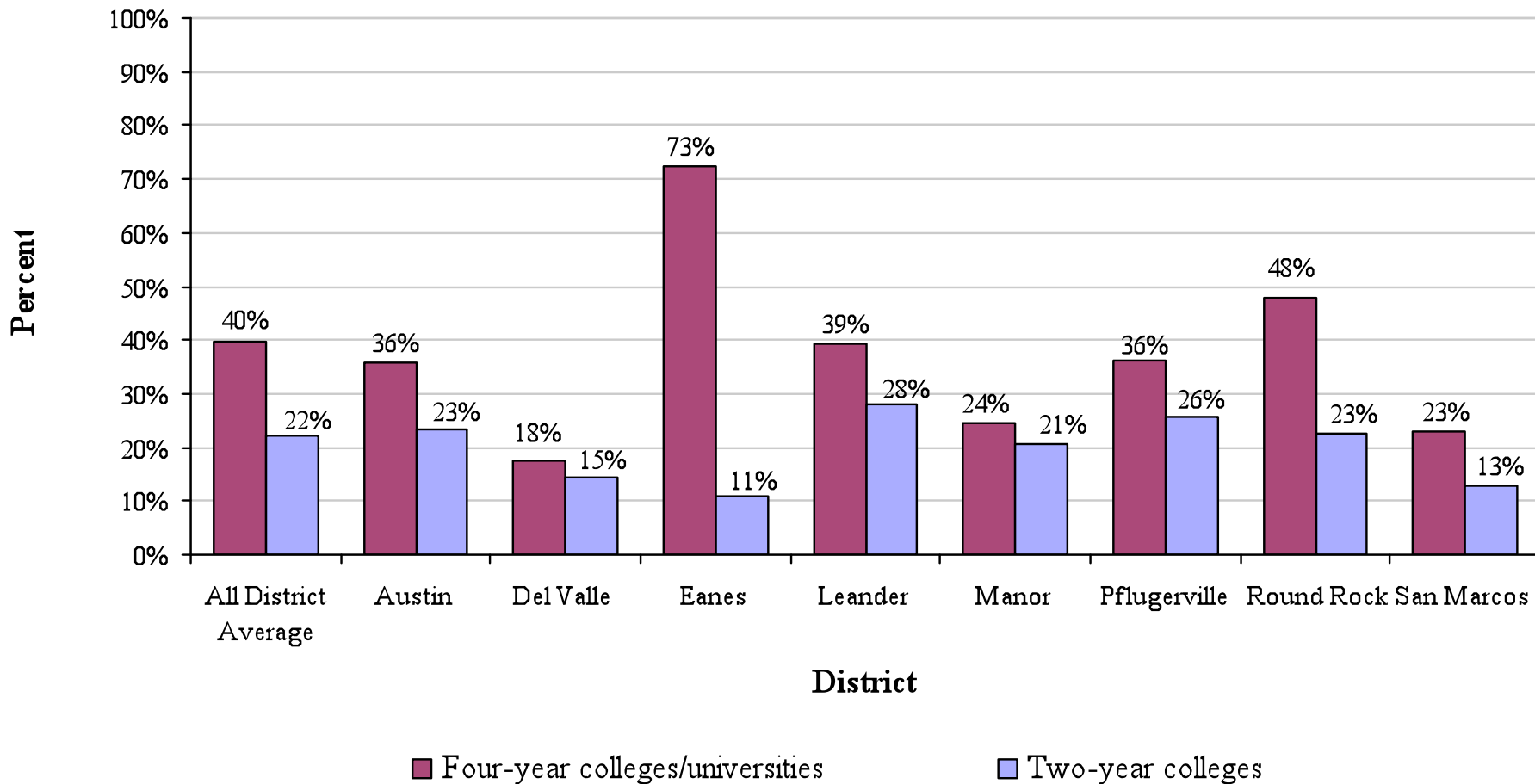


Percent of 2007 Graduates Enrolled, by District (n = 9,394)





Percent of 2007 Graduates Enrolled in 2-year & 4-year Institutions (n = 9,394)



Additional Findings in Final Report



- Factors associated with enrollment in 2-year and 4-year postsecondary institutions for 2007 graduates
- Factors associated with employment for 2007 graduates
- Another look at the Class of 2006
 - New results based on graduates
 - Postsecondary retention results
- Conclusions and Recommendations

Preliminary Insights



- Basing regression models on graduates instead of seniors results in different factors being significantly associated with postsecondary educational enrollments both for 2-year and 4-year institutions.
- In future reports, 2006 graduates will be followed for descriptive outcomes only. The more robust 2007 database will be used for regression models.

Preliminary Insights



- Factors associated with the outcomes studied (2-year enrollment, 4-year enrollment, employment) vary.
- Factors associated with these outcomes often vary further for different demographic groups.

Coming Events



October 14th

- Administrative Briefing for all ISD Superintendents

Mid-October

- Release of Final 2008 Outcomes Report

October 28th

- Community Briefing #1
- 1 – 3 PM, Thompson Conference Center

October 30th

- Community Briefing #2
- 6 – 8 PM, Thompson Conference Center

End of December

- Publication of Class of 2008 Survey Report



CENTRAL TEXAS
Student*Futures*
PROJECT

For more information:

www.centexstudentfutures.org

Contact:

Chris King, Director

Ray Marshall Center for the Study of Human Resources
The University of Texas at Austin
512-471-2186

Deanna Schexnayder, Associate Director

Ray Marshall Center for the Study of Human Resources
The University of Texas at Austin
512-471-2193